

V12

Romper Room (Lower) 3. Zozotba ***

Old Country (Upper) 7. K9 Track Suit
Old Country (Upper) 15. What Hands Can Grasp **
Old Country (Upper) 23. Super Sharp Shooter ***
Old Country (Lower) 2. My Upside Down Milkshake ***
Old Country (Lower) 6. Energy Crisis ***
Old Country (Lower) 21. Threesome *
Romper Room (Upper) 30. Independent ***
Romper Room (Lower) 14. At the Beach **
Romper Room (Lower) 20. The Stand
Romper Room (Lower) 25. Amores Perros *
Romper Room (Lower) 31. Black Magic
Land Of Oz (East) 7. Open Forum *
Land Of Oz (East) 15. Dung Beetle Intercourse
Land Of Oz (East) 23. Snake Eyes (Action Grip) **
Land Of Oz (East) 25. The Hunter **
Land Of Oz (East) 34. Paris' Weakness
Land Of Oz (East) 37. Previously Tapped **
Land Of Oz (West) 45. Thunder and Lightning ***
Land Of Oz (West) 53. Horshack's Last Dance

V7

Central 10. Elevated Bloc (The Flesh Prince) ***
Central 31. Celebrix ****
Wonderland 25. Vigilante Justice ***
Old Country (Upper) 1. Under Direct Rule **
Old Country (Upper) 23. Sharpshooter ***
Old Country (Lower) 25. Gulag (Fart) *
Romper Room (Upper) 16. Black Dragon **
Romper Room (Upper) 24. Krypionite
Romper Room (Upper) 29. Back to His Future ***
Romper Room (Upper) 31. Mighty Mitges ***
Romper Room (Lower) 12. White Dragon
Land Of Oz (East) 29. Royale With Cheese ***
Land Of Oz (East) 33. Diamond in the Rough **
Land Of Oz (East) 36. Girls of Cheekatowaga

V8

Wonderland 31. Cocina ***
Old Country (Lower) 19. One Inch Punch ****
Old Country (Lower) 20. Mangler **
Old Country (Lower) 22. Flovyshe ***
Romper Room (Upper) 21. Baggy Loose T **
Romper Room (Upper) 22. Eye Candy ***
Romper Room (Upper) 33. Narrow Is The Path
Land Of Oz (East) 17. The Horneymoon
Land Of Oz (East) 18. Death Trap **
Land Of Oz (East) 24. Sexual Inadequacy ***

V9

Central 14. Black Eagle ****
Central 20. Tantric Shocker ***
Old Country (Upper) 2. Rule of Thumb *
Old Country (Upper) 26. Epiphany ***
Old Country (Lower) 24. Shadow Boxing *
Romper Room (Upper) 1. Fear of a Toothed Vagina ***
Romper Room (Upper) 22. Chain Reaction

V10

Wonderland 32. A Cry For Deliverance ***
Romper Room (Upper) 23. Infected Mushroom ***
Romper Room (Lower) 2. Old Man Gloom ***

V11

Central 12. The Crucifix *****
Central 13. The Phoenix *****

Niagara Glen

Bouldering Guide

First Draft
April 01, 2010

Jason Allemann
Kristal Dubois
Mark Guckert

TOP OUT

www.topout.org

Niagara Glen is the largest developed bouldering area in Southern Ontario. While it's just a few miles from the touristy chaos that is Niagara Falls, it's a world apart. Hundreds of boulders lie clustered between the cliff and river in a serene setting. With over seven hundred established problems, ranging from easy to V ridiculously hard, the Glen will have you coming back again and again.

The Glen offers a mix of pocketed overhangs, thin crimpy faces and slopey sandstone. The rock quality and landings vary greatly throughout. The area has been climbed for decades and unfortunately the dolomite polishes easily, so many of the classics will feel nearly frictionless. If you are willing to step off the beaten path, fresh rock and rarely climbed problems await.

Seasons

Spring and Fall offer the best conditions. Summer is usually good and, unlike other destinations nearby, bugs are rarely a problem. If the Winter is mild enough it's not unheard of to see the odd boulderer out and about.

Access

The Glen is administered by the Niagara Parks Commission (www.niagaraparks.com) and climbers are represented by the Ontario Access Coalition (www.ontarioaccesscoalition.com). Absolutely no roped climbing is permitted.

Note that bouldering access is currently under evaluation, so please behave responsibly. Interim guidelines can be found on the OAC website. Most of them are common bouldering ethics, but please pay special attention to your impact on vegetation in the Glen. Don't go tramping all over the place when you can use the established trails, and do not top out boulders that are heavily vegetated on top.

Geology

Ten thousand years ago, as the glaciers retreated and the ice melted, the Great Lakes emptied into the Niagara River, which flowed over the Niagara Escarpment and created Niagara Falls. Initially, the falls were located at Lewiston, New York. Over time the river cut a gorge through layers of dolomite, limestone, shale and sandstone bedrock and the falls gradually retreated 11 km upstream to their present location. Approximately 6500 years ago, the falls were located at what is the now Niagara Glen. Here the river quickly eroded the layers of limestone and shale, leaving dolomite overhangs, which eventually trundled from the escarpment to provide the boulders that now cover the floor of the glen. Close to the river a length of short sandstone cliff occurs where the Niagara River cut through the sandstone bedrock.

Food

There are no conveniently located restaurants, but the gift shop sells cold drinks and snacks in the summer. The short drive to Niagara Falls will give you plenty of options.

Accommodations

No camping is permitted in the park or parking lot. As this area is a tourist haven there isn't much in the way of cheap accommodations. The nearest campground is Shalamar Lake Campground (www.shalamarlake.com, 905-262-4895), which is located 6.5km (4mi) north of the Glen on the Niagara Parkway. It's open from May 1st to October 15th and sites start at \$32.00 per night.

There are a few other campgrounds (KOA, Campark Resorts, Scott's Trailer Park and Campground) located on Lundy's Lane approximately 2km (1.2mi) west of the QEW. Plenty of motels can also be found as you make your way to Niagara Falls.

Romper Room (Lower) 23. Nine Year Old Sneakers
Romper Room (Lower) 29. Draco
Land Of Oz (East) 4. Root Canal
Land Of Oz (East) 20. Somthin' for Nothin' **
Land Of Oz (East) 21. Pump Traverse ***
Land Of Oz (West) 50. The Witchita Express **
Land Of Oz (West) 55. Goggle Head *
Land Of Oz (West) 67. Monkeyfist

V3

Central 3. Dumb and Dumber **
Central 5. Dumbass *
Central 9. Log Jam ***
Central 15. Hook Direct ***
Central 19. Felcher
Central 22. No U turn *
Central 46. Dad's Day Out **
Wonderland 5. Elephant Talk **
Wonderland 29. The Impressionist
Wonderland 34. Unknown **
Wonderland 39. Harry Highstep
Old Country (Upper) 16. Keep it on the Down Low **
Old Country (Upper) 19. Mud Skipper
Old Country (Upper) 20. Pete's Pinch
Old Country (Lower) 3. Procreation
Old Country (Lower) 9. Right Arete **
Old Country (Lower) 11. Adam's Virginity
Old Country (Lower) 13. Foot Fetish *
Old Country (Lower) 14. Highstep Arete ***
Old Country (Lower) 15. Hey LGI ***
Old Country (Lower) 27. Exlax **
Old Country (Lower) 29. Blow Chicks Clothes Off *
Old Country (Lower) 30. Thelemic *
Old Country (Lower) 34. Pocket Rocket **
Old Country (Lower) 36. Superglue
Old Country (Lower) 37. Cool
Romper Room (Upper) 4. Just Between You and Tree
Romper Room (Upper) 7. No Trees About It
Romper Room (Upper) 8. Seam-in
Romper Room (Upper) 11. Paste **
Romper Room (Upper) 26. Pick Pocket **
Romper Room (Lower) 5. Semblance **
Romper Room (Lower) 6. PP's Problem **
Romper Room (Lower) 9. Mud Pies
Romper Room (Lower) 30. Mortal Combat
Land Of Oz (East) 5. Winter Retreat **
Land Of Oz (East) 6. Stretch Armstrong's Summer Vacation
Land Of Oz (East) 38. Pocket Traverse **
Land Of Oz (West) 47. Loose Caboose *
Land Of Oz (West) 56. Immaculate **
Land Of Oz (West) 57. Immaculate Contraption **
Land Of Oz (West) 62. God Must Be a Climber ***
Land Of Oz (West) 69. Kneebear ***

V4

Central 21. Shocker **
Central 26. Balance
Central 28. Cream Cheese
Central 30. The Dinosaur **
Central 42. Stickle's High Step ***
Wonderland 2. General Principles ***
Wonderland 17. The Magic Bullet
Wonderland 19. Banana Soup
Wonderland 33. Floating Seagulls
Old Country (Upper) 3. Eyes Lay Waste **
Old Country (Upper) 8. K8 **

Old Country (Upper) 24. Logger Arête **
Old Country (Lower) 5. Delicatessen **
Old Country (Lower) 7. Darlene *
Old Country (Lower) 17. Nest Egg *
Old Country (Lower) 23. Love of My Life (Cornelia) **
Old Country (Lower) 26. X-files **
Old Country (Lower) 31. Y.A.P.P.
Old Country (Lower) 35. Jason 5
Romper Room (Upper) 9. 8" of Pure Gaston
Romper Room (Upper) 12. Mamma Mia **
Romper Room (Upper) 14. Highly Ridiculed **
Romper Room (Upper) 17. Higher Ground *
Romper Room (Lower) 4. Gary's Highball
Romper Room (Lower) 7. PP's Traverse **
Romper Room (Lower) 15. Joe Unit **
Romper Room (Lower) 18. Second Thoughts
Romper Room (Lower) 18. On Thirst Fought
Romper Room (Lower) 24. Schwagon Dragon
Romper Room (Lower) 26. Dogtooth Spar **
Land Of Oz (East) 8. Rubberband
Land Of Oz (East) 31. Hector Toehook **
Land Of Oz (East) 32. Bottlerocket **
Land Of Oz (West) 43. Action Arête **
Land Of Oz (West) 52. Wicked Witch of the West
Land Of Oz (West) 63. Bloody Tips
Land Of Oz (West) 65. Left Arête *
Land Of Oz (West) 71. Left Hand *

V5

Central 4. Cat's Problem ***
Central 5. Josh's Highball ****
Central 8. Band Saw **
Central 16. Slow Frowns in Brown Town ***
Central 21. Think Positive **
Central 38. Pot Mouth *
Central 43. Brian's Got a Rubber Toy **
Central 44. Crimp-de-la-Crimp **
Central 48. Back to B.K.S.
Wonderland 26. Bounty Hunter **
Old Country (Upper) 9. Windy City
Old Country (Upper) 21. Girl Scout *
Old Country (Upper) 23. Decet and Betrayal **
Old Country (Upper) 25. Young Offender **
Old Country (Lower) 4. Running Man **
Old Country (Lower) 6. Pica ***
Old Country (Lower) 10. Ripple **
Romper Room (Upper) 3. Square Root of V5
Romper Room (Upper) 10. Jaws
Romper Room (Upper) 15. Trillibyte **
Romper Room (Upper) 19. Anklet **
Romper Room (Upper) 20. Hyperextender **
Romper Room (Lower) 8. Hydraulic **
Romper Room (Lower) 16. Action Potential **
Romper Room (Lower) 22. The Great Wall of China ***
Land Of Oz (East) 16. Dung Beetle **
Land Of Oz (East) 19. Brave New World ***
Land Of Oz (East) 30. Achilles' Heel ***
Land Of Oz (West) 49. All Aboard
Land Of Oz (West) 54. Tractorbeam Traverse *

V6

Central 6. Tales of Power *
Central 23. Contact *
Central 24. Life O'Rielly ***
Central 32. Pork Chop **
Central 39. Monkey Sweat Unlimited *
Wonderland 28. The Minimalist *

Problems by Grade

V0-

Central 1. Friction *
Central 36. Standard
Wonderland 10. Mollie
Wonderland 11. Revival
Wonderland 13. Basement
Wonderland 14. Attic
Wonderland 35. Alice's Arete **
Wonderland 36. Alice's Face **
Old Country (Upper) 5. Juicer
Old Country (Upper) 22. Face It **
Land Of Oz (East) 14. Arete **
Land Of Oz (East) 39. Standard
Land Of Oz (West) 41. Ankle Tape
Land Of Oz (West) 42. Sandals
Land Of Oz (West) 68. Hueco **

V0

Central 11. My Other Brother Herbie
Central 27. Frosted Flake *
Central 35. Traverse *
Central 37. Left
Central 40. Yosemite Sam
Central 41. Pistol Pete *
Central 47. Red Tape
Wonderland 1. Dognuts *
Wonderland 6. Animal Crackers **
Wonderland 12. Walking Spanish Down the Glen ****
Wonderland 15. U 14
Wonderland 18. Quickie
Wonderland 21. Simply Stupid
Wonderland 22. Instant Espresso *
Wonderland 30. Tastes Like Chocolate **
Old Country (Upper) 6. Blank Face
Old Country (Upper) 10. Fed the Dogg
Old Country (Upper) 17. Standard
Old Country (Upper) 18. The V-Way
Old Country (Upper) 29. The Bad Kind of Cheese
Old Country (Upper) 30. Subway
Romper Room (Upper) 2. Spiderman ***
Romper Room (Upper) 18. Beware!run **
Romper Room (Upper) 27. Early Influences **
Romper Room (Lower) 1. Arete
Romper Room (Lower) 21. Don't Cry Darrell, It's Only
V3

Romper Room (Lower) 27. Unknown
Romper Room (Lower) 28. Unknown
Land Of Oz (East) 1. Faggerty
Land Of Oz (East) 3. Poutine *
Land Of Oz (East) 9. Unnamed *
Land Of Oz (East) 10. Unnamed *
Land Of Oz (East) 11. Right
Land Of Oz (East) 12. Right of Standard **
Land Of Oz (East) 13. Left
Land Of Oz (East) 26. Copycat ***
Land Of Oz (East) 27. Quantum Liasons
Land Of Oz (East) 28. Big Mac Deal with Beer
Land Of Oz (East) 40. Lapidary
Land Of Oz (West) 46. Bringing Up the Rear *
Land Of Oz (West) 48. Spaghetti
Land Of Oz (West) 58. Herbie *
Land Of Oz (West) 60. Awe
Land Of Oz (West) 64. Standard

V1

Central 2. Right of Arete
Central 17. The Arrow **
Central 18. Electric French Fries *
Central 29. Dynamo *
Central 34. Younger Years
Central 45. Plumber's Crack *
Wonderland 7. Waterslide *
Wonderland 8. Luge *
Wonderland 16. Bone Jumper ***
Wonderland 20. Hat With No Tassle **
Wonderland 23. Cheez Itz *
Wonderland 27. Who Needs Feet *
Old Country (Upper) 27. Take Your Pick **
Old Country (Upper) 28. Crack Fiend
Old Country (Lower) 8. Arete Love **
Old Country (Lower) 28. Exemplify *
Old Country (Lower) 32. Sprain *
Old Country (Lower) 33. Woman Hate Me
Romper Room (Upper) 28. Second Last Burn
Romper Room (Upper) 32. On The Other Hand **
Romper Room (Lower) 10. Penalty Hang
Romper Room (Lower) 11. Nice Set of Jugs
Romper Room (Lower) 19. Insane
Land Of Oz (East) 2. Panzy **
Land Of Oz (East) 22. Sandalia
Land Of Oz (East) 35. Dear Balancing Rock **
Land Of Oz (West) 44. Dear Caboose
Land Of Oz (West) 51. Tornado
Land Of Oz (West) 59. Conundrum **
Land Of Oz (West) 61. Thumbtack
Land Of Oz (West) 66. The V Traverse **
Land Of Oz (West) 70. Jim's Arete
Land Of Oz (West) 72. Middle *
Land Of Oz (West) 73. Right *

V2

Central 7. Pinch a Loaf **
Central 15. Captain Hook *
Central 25. Ditchwitch
Central 33. O'Flake ***
Central 43. Bo Derek (Bolero) **
Wonderland 3. Mr Gnu's Gotta Problem *
Wonderland 4. V2 by 2 **
Wonderland 9. Poo-Tips
Wonderland 24. The Icy Heel ***
Wonderland 37. Gary Greenfeet
Wonderland 38. Percy Pete
Wonderland 40. Mandy Middlefinger
Old Country (Upper) 4. Afterthought
Old Country (Upper) 11. The Flasher
Old Country (Upper) 12. The Mural Traverse *
Old Country (Upper) 13. Frozen French Fries
Old Country (Upper) 14. Rail Slide **
Old Country (Lower) 1. Standard
Old Country (Lower) 12. Toe Sucker
Old Country (Lower) 16. Flanco
Old Country (Lower) 18. No Time For Sittin' Around ***
Romper Room (Upper) 5. Bent Tree
Romper Room (Upper) 6. Cut Throat Sappling
Romper Room (Upper) 13. Full Penetration
Romper Room (Upper) 25. Scatdy Cat
Romper Room (Upper) 34. Psilocybin Roof
Romper Room (Lower) 13. Gender Offender
Romper Room (Lower) 17. Razer's Edge

Distractions

Niagara Falls and all its tacky delights are located just down the road. Should the weather be unfavorable you can always try your luck at the casino. The Botanical Gardens and Butterfly Conservatory are also both nearby.

Location

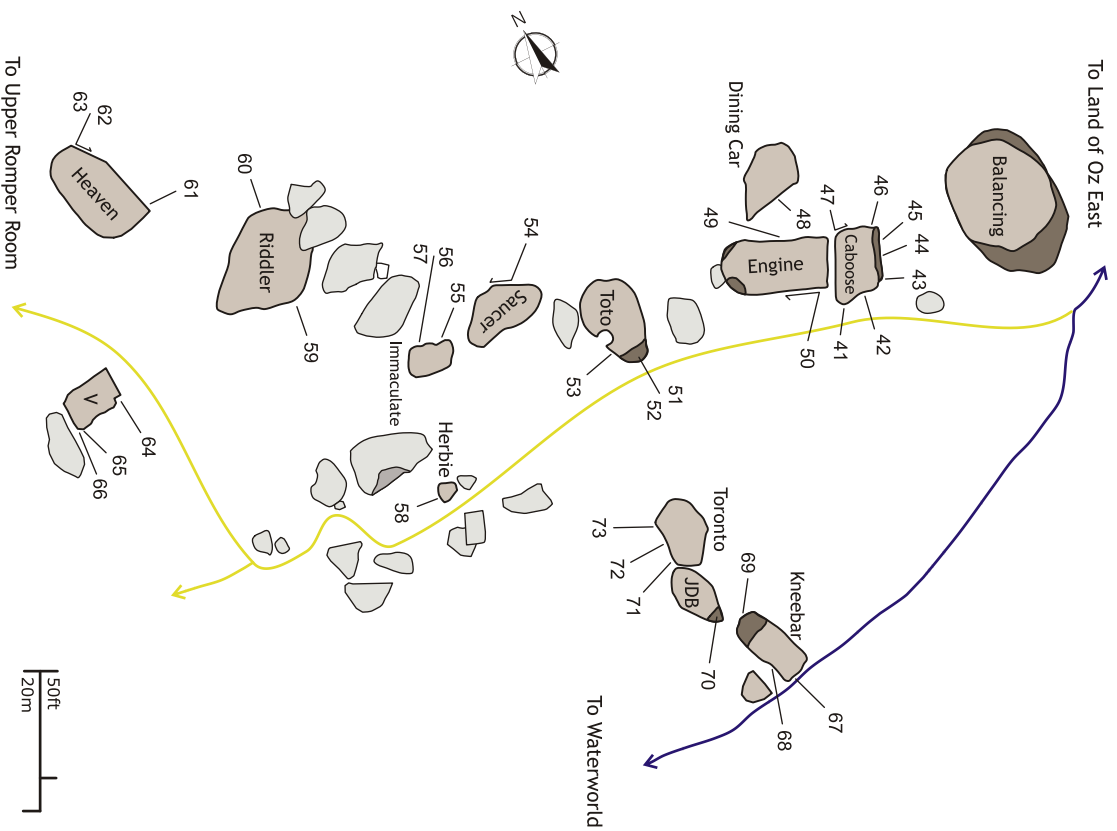
From the QEW heading east to Niagara Falls, take exit 37 onto King's Hwy 405. After 5.1km (3.1mi) take the Stanley Ave exit and turn right. Follow Stanley Ave for 1.2km (0.8mi) and turn left onto Whirlpool Rd. After 1.3km (0.8mi) turn left onto the Niagara Parkway. The parking lot for the Glen will be on your right after 1.8km (1.1mi).

From the United States, take I-190 west to Canada, entering Ontario via the Lewiston-Queenston bridge. Continue west on King's Hwy 405 for 2.5mi (3.9km) and take the exit for Stanley Ave. Turn right onto Towline Rd and then right again onto Stanley Ave. Follow the directions above from Stanley Ave.



- 41. Ankle Tape V0-**
SDS Climb the arête. 14ft
- 42. Sandals V0-**
SDS Climb up the middle of the face. 14ft
- 43. Action Arête V4 ****
Start on small pockets left of the arête. Move up to the left side pull and small pocket and then move right to the ledge. Large pockets to the left and right are out. 12ft
- 44. Dear Caboose V1**
SDS Climb up the face between Action Arête and Thunder and Lightning. 12ft
- 45. Thunder and Lightning V6 *****
SDS Start on pockets on the right side of the face. Move up to slopers and then right to an edge. 12ft
- 46. Bringing Up the Rear V0 ***
Climb up the left side of the face. 12ft
- 47. Loose Caboose V3 ***
Start on the arête using a pinch and pocket and traverse the entire face. 2ft
- 48. Spaghetti V0**
Climb the face up to the large block and top out
- 49. All Aboard V5**
Start near the right arête on small pockets and traverse the face without using the jugs on top. 2ft
- 50. The Witchita Express V2 ****
SDS Start in the middle of the face on sidepulls. Move up to a pinch and top out on jugs. 12ft
- 51. Tornado V1**
Start on the large undercut and climb straight up. 11ft
- 52. Wicked Witch of the West V4**
Start as Tornado and move left and up the clean face to the sloper pocket to finish. 11ft
- 53. Horshack's Last Dance V6**
Start at the sidepull and two finger pocket, staying right of the pothole. Climb up small pockets to the top. 11ft
- 54. Tractorbeam Traverse V5 ***
Start on the far left and traverse the lip around the corner to the slot and two finger pocket and top out. 7ft
- 55. Goggle Head V2 ***
Start on the large undercut and climb straight up. 10ft
- 56. Immaculate V3 ****
Start on the rail at chest height, move up to pockets and then to the lip. 10ft
- 57. Immaculate Contraption V3 ****
Start as Immaculate. From the pockets, move right to the arête and climb up. 10ft
- 58. Herbie V0 ***
Traverse around the boulder. 2ft
- 59. Conundrum V1 ****
Start on the far right side and traverse left to the corner. 2ft
- 60. Awe V0**
SDS Start on low holds, move to the ledge and then to the pocket above. 8ft
- 61. Thumbtack V1**
Climb up four pockets to the top. 8ft
- 62. God Must Be a Climber V3 *****
Start on the obvious flake, traverse left on slopers to the corner and top out. 8ft
- 63. Bloody Tips V4**
Start on sloping jug and throw to the top. 8ft
- 64. Standard V0**
Start on far right side of the front face, traverse through pockets and finish on the upper left corner. 10ft
- 65. Left Arête V4 ***
SDS Climb up the arête, staying off large pockets. 10ft
- 66. The V Traverse V1 ****
SDS Traverse the line of pockets from left to right around the corner and onto the face. 4ft
- 67. Monkeyfist V2**
SDS Start with an undercut and sloper. Move up to a crimp knob and then to a sloper. Finish up the arête. 14ft
- 68. Hueco V0- ****
Start on the high, large heucos and climb the face 14ft
- 69. Kneebars V3 *****
SDS 14ft
- 70. Jimi's Arête V1**
SDS Climb up the prominent arête. 8ft
- 71. Left Hard V4 ***
SDS Climb up the left side of the face. 12ft
- 72. Middle V1 ***
SDS Climb up the middle of the face. 12ft
- 73. Right V1 ***
SDS Start on the large block (careful! it moves) and climb up on good pockets. 12ft

Land Of Oz (West)




Approach

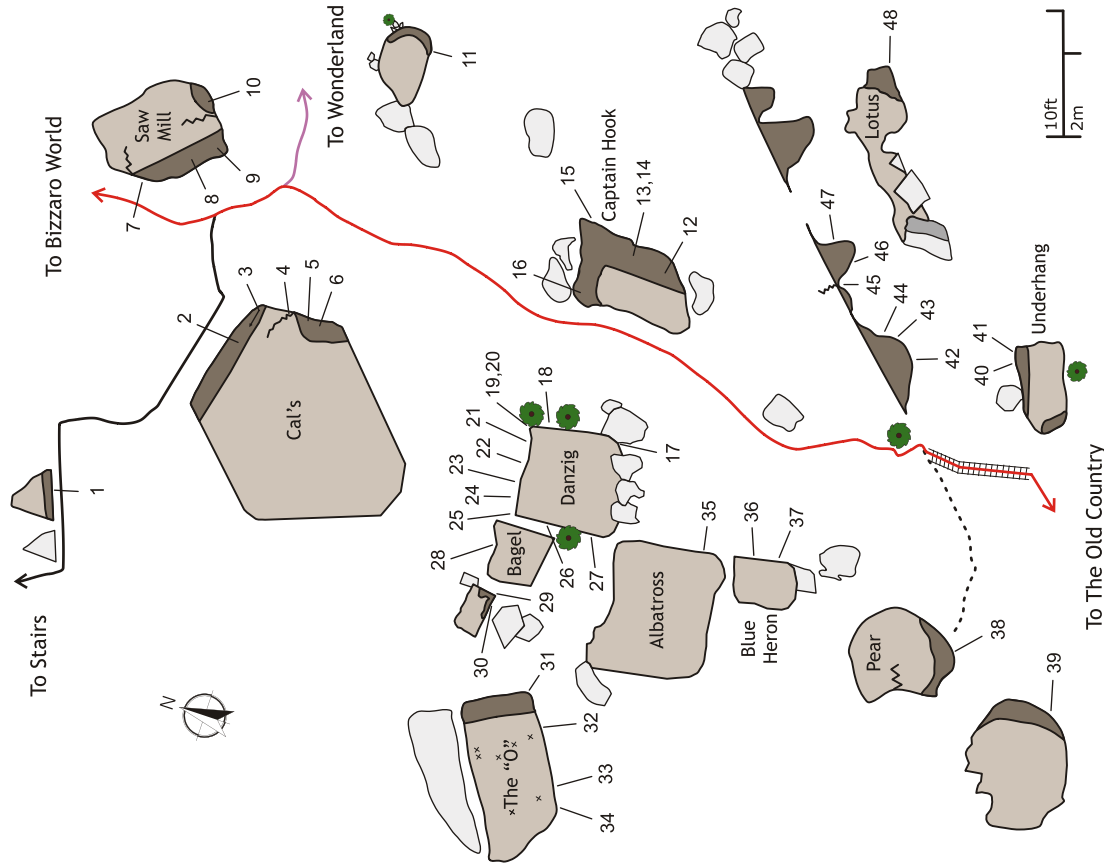
From the parking lot follow the main trail through the park to the metal staircase. At the bottom continue straight off the stairs north to get to Central, Wonderland, Bizzaro World, and The Old Country. For Romper Room, Land of Oz and Waterworld turn around and head south.



Legend

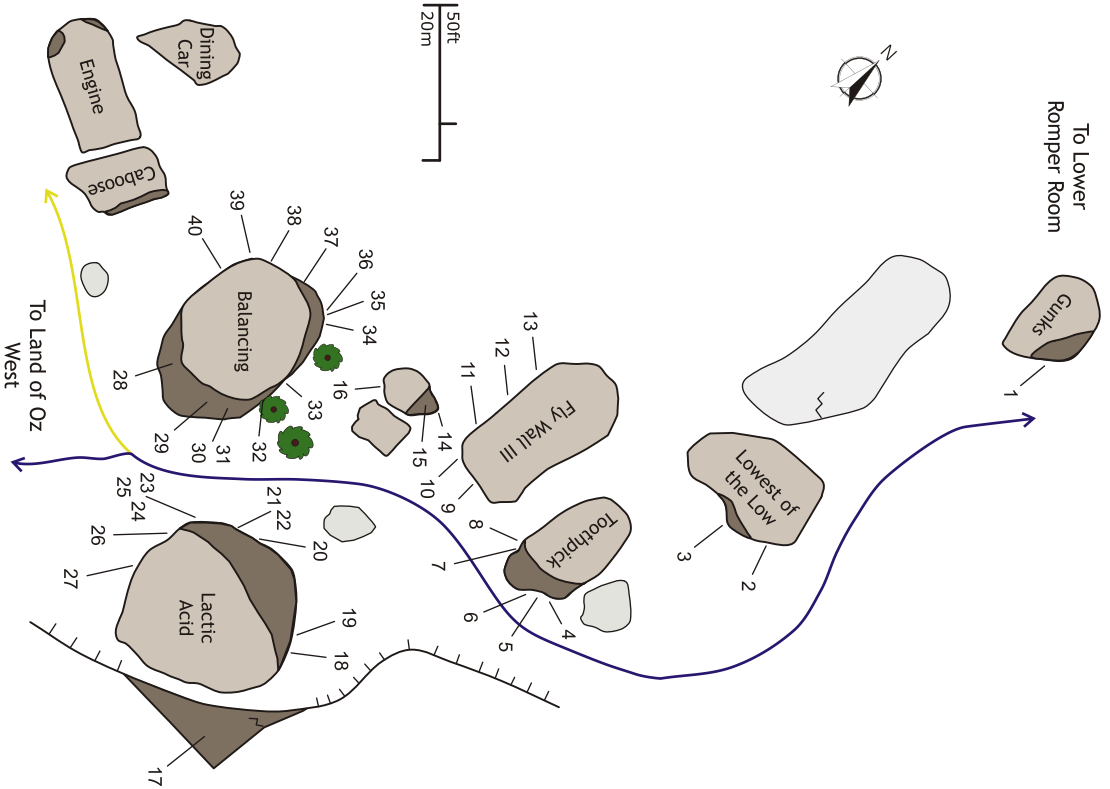
-  Tree
- SDS Sit down start
- BL Bad landing
- NTO Does not top out

Central

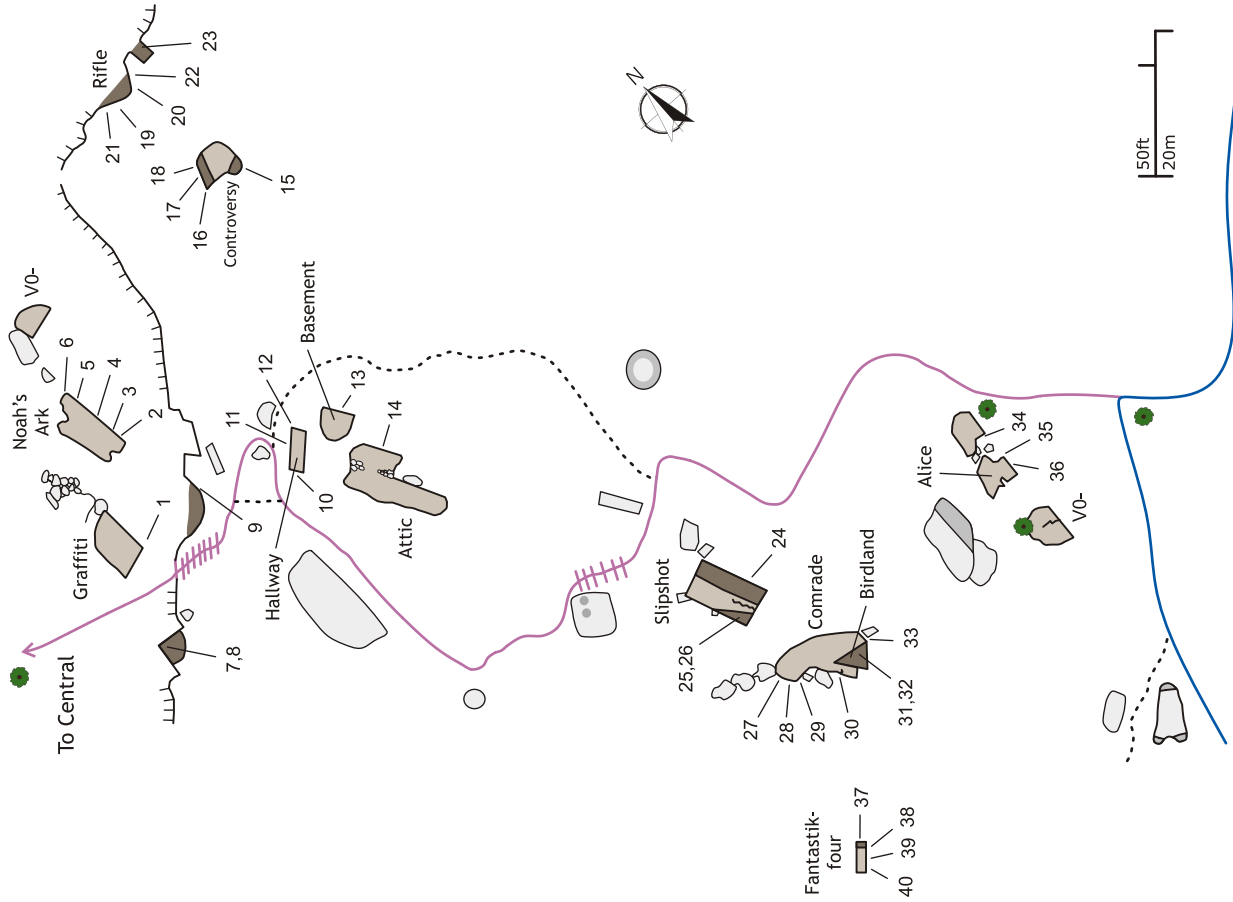


1. **Faggetry V0**
SDS Start on the right side of the corner and move up past the ledge. 6ft
2. **Panzzy V1 ****
Climb up the middle of the face through pockets. 14ft
3. **Poutine V0 ***
Start at the overhang and climb up the crack. 14ft
4. **Root Canal V2**
SDS Start on underclings, move up to a sidepull and to a pocket our right. 8ft
5. **Winter Retreat V3 ****
SDS Start just left of Root Canal with left on a spike and right on a sidepull. Move left to the large flake and then to the top. 8ft
6. **Stretch Armstrong's Summer Vacation V3**
Start on edges just left of Winter Retreat and climb straight up. 8ft
7. **Open Forum V6 ***
SDS Start with right hand on an undercling and left on a pinch. Heelhook with left and step up to a slopy dish. Throw up again to a big pocket. 7ft
8. **Rubberband V4**
Start on the ledge and sloper pocket and traverse right past the large flake to the ledge above the start of Root Canal. 8ft
9. **Unnamed V0 ***
Climb up the middle of the face. 17ft
10. **Unnamed V0 ***
SDS Start on polished holds on the corner and climb up the left side of the face. 17ft
11. **Right V0**
Climb the right side of the face. 20ft
12. **Right of Standard V0 ****
Climb up the middle of the face. 20ft
13. **Left V0**
Climb up the left side of the face. 20ft
14. **Arête V0- ****
SDS Start under the overhang and climb straight up. 10ft
15. **Dung Beetle Intercourse V6**
NTO Start at the top of Arête, downclimb and traverse right along the lip to end at the start of Dung Beetle. 10ft
16. **Dung Beetle V5 ****
Start on the jug on the corner. Traverse left along the lip all the way to Arête and top out. 10ft
17. **The Honeymoon V8**
SDS NTO Start in the crack at the back of the roof. Grab the undercling and then turn the lip. Climb up to jugs. 10ft
18. **Death Trap V8 ****
SDS Start near the cliff edge on a slot-pocket and block. Move up and right to an undercling and crimp. Trend right until you can top out at the horn on the lip. 8ft
19. **Brave New World V5 *****
SDS Start on two sidepulls left of Death Trap's finish horn. Go up to a sloper and then turn the lip. 8ft
20. **Somthin' for Nothin' V2 ****
SDS Start in the middle of the overhang on a crystalized pocket. Traverse left on good edges and move to a jug up and left. 8ft
21. **Pump Traverse V2 *****
NTO Start on two left facing sidepulls. Move up and left to finish on the big horn. The traverse back and forth is ~V4. 8ft
22. **Sandalia V1**
Start as for Pump Traverse, move right and climb the arête. 14ft
23. **Snake Eyes (Action Grip) V6 ****
SDS Start under the right arête on a diagonal rail. Move left through a large pocket, to the slopers and then up the arête. 14ft
24. **Sexual Inadequacy V8 *****
SDS Start as Snake Eyes, but move straight up the arête 14ft
25. **The Hunter V6 ****
SDS Start as Snake Eyes, but move up the right hand face to the large ledge. 14ft
26. **Copycat V0 *****
Start in the middle of the face, move up to the "doorknob" and climb up through pockets. 14ft
27. **Quantum Liasons V0**
Start right of Copycat with right hand in a hidden pocket. Climb the face. 14ft
28. **Big Mac Deal with Beer V0**
SDS Start under the roof on two large pockets. Climb out on edges to a small pocket at the lip. 7ft
29. **Royale With Cheese V7 *****
SDS NTO Start left of Achilles Heel and move out diagonally through edges to the lip. Finish on obvious jugs. 4ft
30. **Achilles' Heel V5 *****
SDS Start on large holds under the right hand side of the roof. Move straight out through the overhang and top out. 7ft
31. **Hector Toehook V4 ****
SDS Start as Achilles' Heel, but move right at the second jug to slopers and then a triangular pinch. 7ft
32. **Bottlerocket V4 ****
SDS Start on the sharp plate. Move up on slopers to a good pocket. 8ft
33. **Diamond in the Rough V7 ****
NTO Start in the middle of the face and traverse left around the lip of the roof. Finish on large jugs after the second corner. 4ft
34. **Paris' Weakness V6**
SDS Start near the arête on a sharp tooth and undercling pocket. Move up left to a sloper and then right to gaston on a rail. 8ft
35. **Dear Balancing Rock V1 ****
Start just right of Paris' Weakness on a small slot-pocket. Move up and left around the corner. 8ft
36. **Girls of Cheekatowaga V7**
Start immediately left of Dear Balancing Rock, with left hand in the slot-pocket. Move up right on small edges to the ledge. 15ft
37. **Previously Tapped V6 ****
SDS Start just left of Girls of Cheekatowaga with a left-handed gaston. Move up to a pocket and top out. 15ft
38. **Pocket Traverse V3 ****
Start on pockets near the right corner. Traverse left on pockets up to the vertical crack and top out. 15ft
39. **Standard V0-**
Follow pockets to the top. 12ft
40. **Lapidary V0**
Climb the face. 12ft

1. **Friction V0- ***
Climb the face. 12ft
2. **Right of Arête V1**
Climb the face. 12ft
3. **Dumb and Dumber V3 ****
SDS Start on a sloper on the arête at waist height. Traverse right along a series of flakes to the end of the boulder. 6ft
4. **Cal's Problem V5 *****
BL Climb the right leaning crack to an undercling flake, then up pockets to top out. 20ft
5. **Josh's Highball V5 *****
SDS BL Start below Cal's Problem, traverse up and right to the horn near the arête then up. 20ft
- 5v. **Dumbass V3 ***
SDS NTO Finish on the horn. (V4 if you eliminate the crack). 8ft
6. **Tales of Power V6 ***
SDS Start low, to the left of Cal's Problem. Move up and left using small pockets to a larger pocket on the arête. Top out on the slab. 10ft
7. **Pinch a Loaf V2 ***
SDS BL Start just right of the wide crack with left hand on a large pinch and right hand on a crimp. Straight up. 12ft
8. **Band Saw V5 ****
BL Start 3ft left of Log Jam with left hand on a sharp crimp at head height and right hand on the sidepull below the 2 finger pocket. Go up and left. 12ft

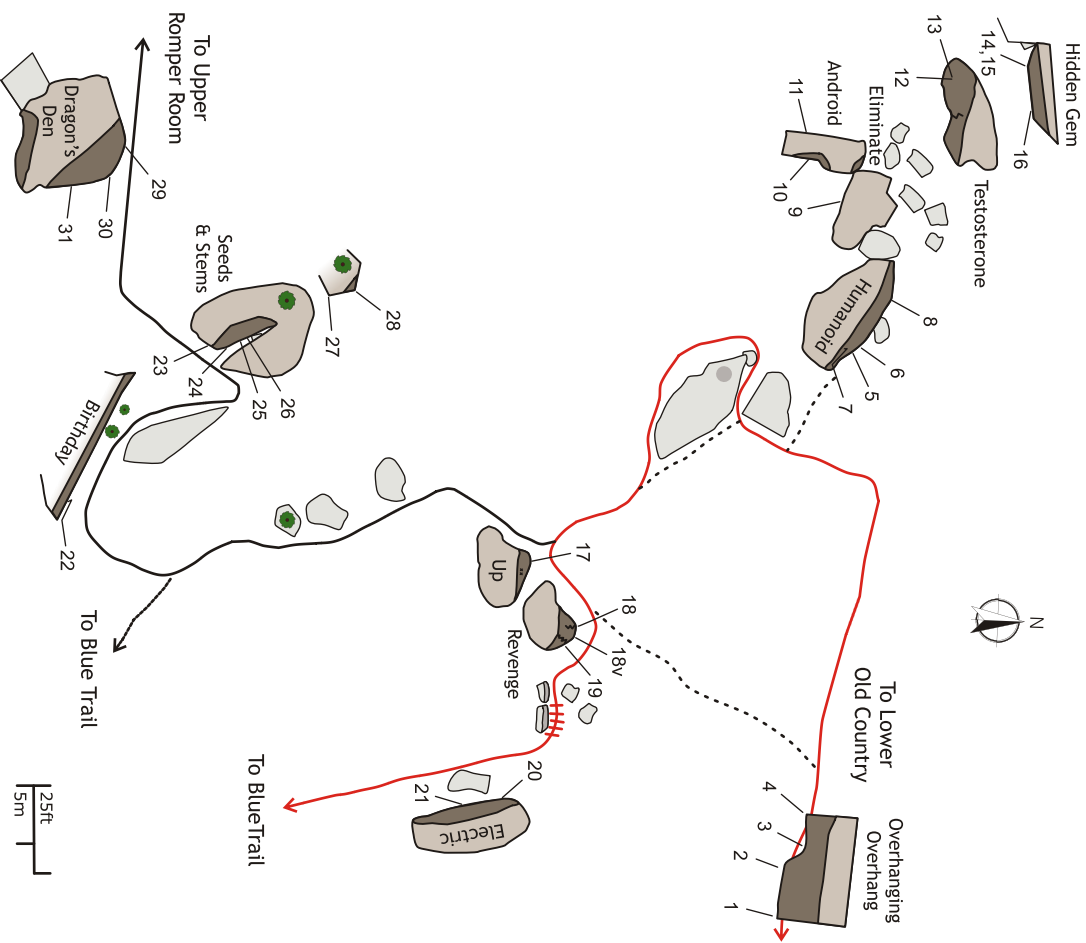


- 9. Log Jam V3 *****
SDS BL Start on opposing sidepulleys near the right corner of the face. Move up and right to finish around the corner on the slab. 12ft
- 10. Elevated Bloc (The Flesh Prince) V7 *****
BL Start to the right of the crack on two undercuttings. Climb up and over the bulge to top out using big jugs. 12ft
- 11. My Other Brother Herbie V0**
Start on the handbar shaped holds and traverse around the boulders.
- 12. The Crucifix V11 ******
Start near the left side of the roof on two undercuttings. Using crimps and flat holds go out and right to a pocket at the lip and top out left of **The Phoenix**. 10ft
- 13. The Phoenix V11 ******
Start in the middle of the roof matched on a left facing rail. Move out and right to top out left of **Captain Hook**. 10ft
- 14. Black Eagle V9 ******
Start as **The Phoenix** and move out left to finish as **The Crucifix**. 10ft
- 15. Captain Hook V2 ***
Start with heel hooks and go left and up. 10ft
- 15v. Hook Direct V3 *****
Start under the roof on the block and move out to join **Captain Hook**. 10ft
- 16. Slow Frowns in Brown Town V5 *****
BL Start on the blocky holds left of the arete facing **Electric French Fries** and go up. 6ft
- 17. The Arrow V1 ****
SDS Start under the small roof, climb up onto the face and top out. 14ft
- 18. Electric French Fries V1 ***
Climb up the face. Sit down start is V6. 14ft
- 19. Felcher V3**
Climb the left arete, starting on high holds. 14ft
- 20. Tarrtic Shocker V9 *****
SDS Start on the left arete using a pocket at waist height. Move up and then right to finish on **Shocker**. Variation V9 - finish on **Felcher**. 14ft
- 21. Shocker V4 ****
Start left of **No U Turn** using a triangular crimp and pocket. Move straight up through a sloper. 14ft
- 21 v. Think Positive V5 ****
Start as **Shocker** and then move right to the sloper on, and finish as **No U Turn**. 14ft
- 22. No U Turn V3 ***
Climb the vertical seam through the small v-notch and then right to top out. 14ft
- 23. Contact V6 ***
Start using the sloper on **Life O'Reilly** and a left hand crimp. Go up through a sloper and a small edge to a jug to the left. 14ft
- 24. Life O'Reilly V6 ******
Climb the face to the left of the arete using small, polished holds. Sit down start is V7. 14ft
- 25. Ditchwitch V2**
Climb the arete. 14ft
- 26. Balance V4**
Climb up the center of the face. 14ft
- 27. Frosted Flake V0 ***
Traverse the large flake. 14ft
- 28. Cream Cheese V4**
BL Start in the hole and move up to a triangular flake, topping out to its left. The aretes are out. 12ft
- 29. Dynamo V1 ***
SDS Start sitting on a flat rock under the arete, using an undercutting and a sidepull. Go up and right. 10ft
- 30. The Dinosaur V4 ****
SDS Start in the middle of the face, move up and right to the blocky hold on the arete. 7ft
- 31. Celebrex V7 ******
SDS Start on the arete and move out under the steep section. 10ft
- 32. Pork Chop V6 ****
BL Climb up the face. Three bolts and shunts. 22ft
- 33. O'Flake V2 *****
BL Layback the left tracing flake past two bolts and a bolt on top. 26ft
- 34. Younger Years V1**
BL Start left of **O'Flake** and climb up through the small overhang onto the face and up. 22ft
- 35. Traverse V0 ***
NTO Start on the left side of the face and traverse the low ledges. Sit
- 36. Standard V0-**
Climb the flake. 10ft
- 37. Left V0**
Start on the face left of the flake and climb straight up. 12ft
- 38. Pot Mouth V5 ***
SDS NTO Start on the rail at head height climb straight up.
- 39. Monkey Sweat Unlimited V6 ***
SDS Start low on the left side of the overhang using two small pockets. Move up through a sloper to gain the good horn. 7ft
- 40. Yosemite Sam V0**
SDS Start in the back of the cave on the left and climb out. 10ft
- 41. Pistol Pete V0 ***
SDS Start far back in the cave and climb out the roof and up. 10ft
- 42. Stickley's High Step V4 ****
Start on holds on the bulge and climb up. 12ft
- 43. Bo Derek (Bolero) V2 ****
BL Start on the high ledge and move up and left around the bulge. 14ft
- 43v. Brian's Got a Rubber Toy V5 ****
BL Start under the roof and climb out into **Bo Derek (Bolero)**. 14ft
- 44. Crimp-de-la-Crimp V5 ****
SDS BL Start on the jug under the roof and climb up the face. 12ft
- 45. Plumber's Crack V1 ***
SDS Start under the overhang and climb up the crack. 12ft
- 46. Dad's Day Out V3 ****
SDS Start to the right of the crack, under the roof. Climb out to the face and over the lip. 12ft
- 47. Red Tape V0**
SDS Climb up the face. 12ft
- 48. Back to B.K.S. V5 *****
SDS Start on two good sidepulleys and climb up the prow. 17ft



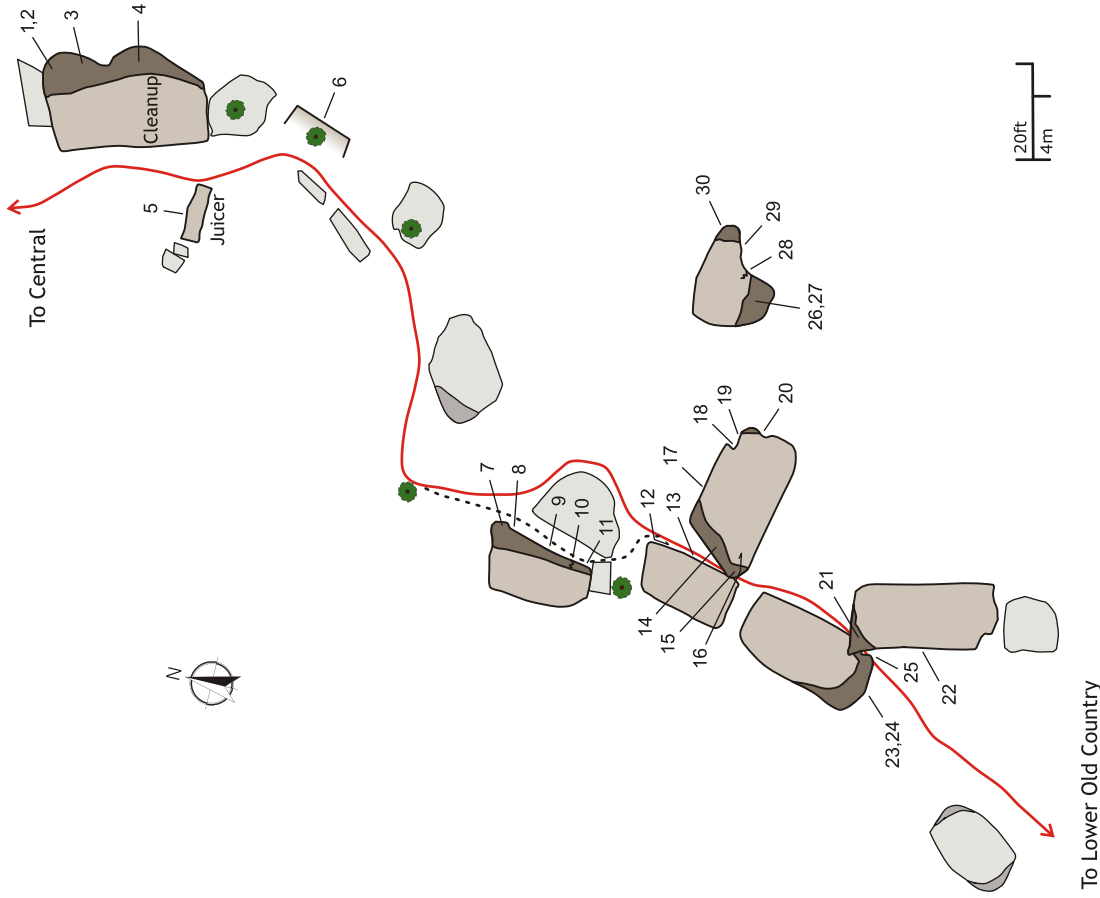
- 1. Arete V0**
Climb the arete to the horizontal seam. Move left and climb the face. 18ft
- 2. Old Man Gloom V10 *****
Start standing on the rock below the overhang with left hand on an positive crimp and right on an undercutting at chest height. Move up and slightly right to a gashion. Work left to the left leaning slash in the upper face. Top out on good jugs. 18ft
- 3. Zozorba V12 *****
Start to the left of the low boulder with left hand on an undercutting and right on a flat edge. Move up and slightly right to join **Old Man Gloom** at the left leaning slash. Finish as **Old Man Gloom**. 18ft
- 4. Gary's Highball V4**
Climb the arete.
- 5. Semblance V3 ****
SDS Start under the over hang on pockets. Climb straight up on pockets to jugs at the lip. 6ft
- 6. PP's Problem V3 ****
Start at the three finger pocket at chest height between Semblance and the low boulder. Climb straight up on pockets to jugs at the lip. 6ft
- 7. PP's Traverse V4 ****
Start on the far left side and traverse the lip to end on PP's problem. 6ft
- 8. Hydraulic V5 ****
SDS Start on the sharp undercutting on the right side of the overhang. Move up to the jug on the right and then turn the lip.
- 9. Mud Pies V3**
Start on two small pockets in the middle of the face.
- 10. Penalty Hang V1**
SDS Start on the large undercuttings and move up through pockets.
- 11. Nice Set of Jugs V1**
Start on the right side of the face. Move up through crimps staying right of the crack.
- 12. White Dragon V7**
SDS Start on an undercutting and blocky hold. Move up to a pocket at the lip the to a pocket on the face. Traverse left on pockets and edges through the bulge.
- 13. Gender Offender V2**
SDS NTO Start matched on an undercutting jug. Move up on crimps to jugs.
- 14. At the Beach V6 ****
SDS Start matched on the rail and move straight up through pinches and pockets to the lip.
- 15. Joe Unit V4 ****
SDS Start as **At the Beach**, but move right to the positive crimp and then to the lip.
- 16. Action Potential V5 ****
SDS Start on the right on flakes under the lip and traverse the lip to finish as for **At the Beach**.
- 17. Razer's Edge V2**
SDS Start on low holds below and left of the bolts. Move up to two sidepulls and then to top.
- 18. Second Thoughts V4**
SDS Start under the overhang and climb up through laybacks.
- 18v. On Thirst Fought V4**
SDS Start left of **Second Thoughts** on small low holds. Move right and top out as **Second Thoughts**.
- 19. Insane V1**
SDS Climb up the crack.
- 20. The Stand V6**
- 21. Don't Cry Darrell, it's Only V3 V0**
SDS Start about 3 m from the left arete on opposing sidepulls. Move up to right sidepull and climb up to top out at the peak.
- 22. The Great Wall of China V5 *****
NTO Start on the far left side and traverse all the way to the other end while staying low.
- 23. Nine Year Old Sneakers V2**
Start in the farthest left set of oval pockets on the face parallel with the red trail. Move right towards the lip and follow the lip using pockets to top out at the peak.
- 24. Schwagon Dragon V4**
Start on two sidepulls, move up to a small pinch and slopers and top out.
- 25. Amores Perros V6 ***
SDS Sit start left of **Dogtooth Spar** with left hand on a high sidepull and right on a low sidepull. Move up to a small crimp and sharp positive edge and then top out.
- 26. Dogtooth Spar V4 ****
BL Start matched on a large block about a meter off the ground along the seam. Move straight up to the large sloper and vertical rail. Go up on sidepulls and a sloper and top out.
- 27. Unknown V0**
Follow the lip to the peak and top out.
- 28. Unknown V0**
Follow the blunt arete through good pinches.
- 29. Draco V2**
SDS Start on the right side of the overhanging face and move up through monos.
- 30. Mortal Combat V3**
SDS Start in the middle of the overhanging face and follow pockets to the top.
- 31. Black Magic V6**
SDS NTO Start at the shallow pocket and pinch. Climb up the sloping lip to jugs.

Romper Room (Lower)



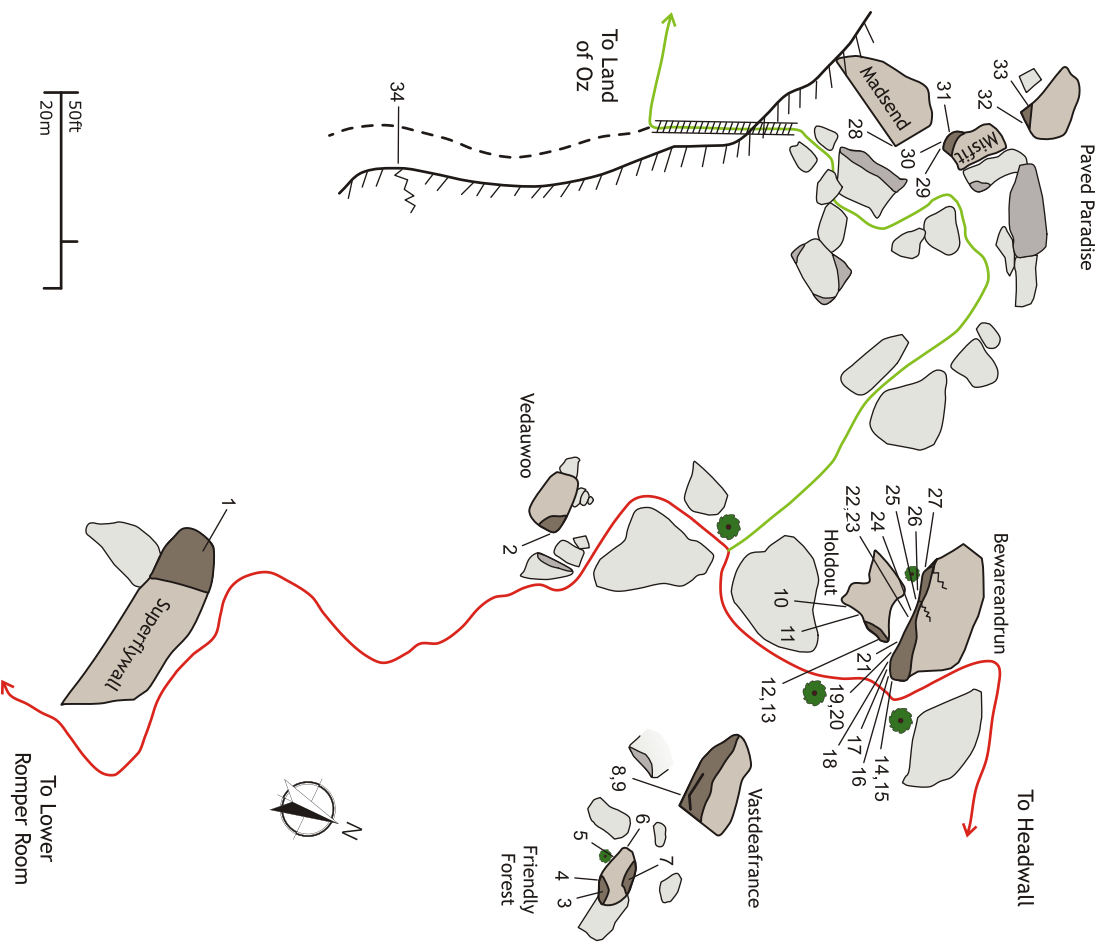
- 1. Dognuts V0 ***
SDS Start on the left side and climb the face. 14ft
- 2. General Principles V4 *****
Start on the left side and traverse the main face staying low to finish on the big sidepull around the corner. 5ft
- 3. Mr Gnu's Gotta Problem V2 ***
SDS Start right of the arête and move through the pinch and small edges to the top. 12ft
- 4. V2 by 2 V2 ****
Start in the middle of the face and climb up through the undercling. 12ft
- 5. Elephant Talk V3 ****
Start two feet left of the right arête and climb up the small edges. 14ft
- 6. Animal Crackers V0 ****
SDS Climb the right arête. 15ft
- 7. Waterslide V1 ***
SDS Start at the back in the dihedral and climb out the left side of the roof. 8ft
- 8. Luge V1 ***
SDS Start as Waterslide and climb out the right side of the roof. 8ft
- 9. Poo-Tips V2**
SDS NTO Start low on jugs under the roof, reach left for the crimpy edge, throw right to the slopy side-pull and end on the obvious ledge. 7ft
- 10. Mollie V0-**
Climb the narrow face. 15ft
- 11. Revival V0-**
Climb the middle of the face. 15ft
- 12. Walking Spanish Down the Glen V0 ******
SDS Squeeze the bloody sidepulls and climb up the tall arête. The classic V0 in the Glen. 16ft
- 13. Basement V0-**
Climb the slabby face. Many variations. 12ft
- 14. Attic V0-**
Climb the slabby face. Many variations. 15ft
- 15. U_14 V0**
Start on the high pockets on the prow and climb up. 18ft
- 16. Bone Jumper V1 *****
BL Climb the right arête, starting on the slopers. 10ft
- 17. The Magic Bullet V4**
SDS Start near the middle of the face on a low sidepull and pocket. Move up right to a pocket and then to the lip. 9ft
- 18. QuicKie V0**
SDS Start on the low flake and move left to a pocket then right to the lip. 8ft
- 19. Banana Soup V4**
SDS Start on small edges low on the left side of the prow. Move up through edges to the sidepull flake. 12ft
- 20. Hat With No Tassle V1 ****
SDS NTO ?? Start down low on the big pockets, pull up to a small edge and go for jug above.
- 21. Simply Stupid V0**
SDS Move through the good edges and block to the large sloping pocket. 10ft
- 22. Instant Espresso V0 ***
Start on the medium crimps all the way to the right of the boulder. 12ft
- 23. Cheez Itz V1 ***
BL Start under the square roof. Turn the lip using holds up and right. 10ft
- 24. The Icky Heal V2 *****
Start towards the left side and traverse the lip to top out on the far right. 8ft
- 25. Vigilante Justice V7 *****
SDS BL Start in the overhang on a fat pinch and bad crimp. Climb up using slopers to topout on the clean jugs. 8ft
- 26. Bounty Hunter V5 ****
Start on opposing crimps just above and left of the start of Vigilante Justice, climb up through the slope above. 8ft
- 27. Who Needs Feet V1 ***
SDS Start on a jug on the left side of the boulder. Climb along the lip on good jugs to topout around the corner. 7ft
- 28. The Minimalist V6 ***
SDS Start sitting under the clean blank bulge. Start on a left hand undercling and right sidepull. Move up to the slot and top out on good jugs. 7ft
- 29. The Impressionist V3**
SDS Start on the good crimps and climb through the good holds. 8ft
- 30. Tastes Like Chocolate V0 ****
SDS Start just left of the large crack and climb up and left. 8ft
- 31. Cocina V8 *****
Start with left hand on a high big sidepull edge and right hand of the lowest opposing sidepull. Climb up. 14ft
- 32. A Cry For Deliverance V10 *****
SDS Start with left hand on a small crimp sidepull and right hand on a slopy sidepull. Climb up and into Cocina. 14ft
- 33. Floating Seagulls V4**
Start on the two handed jug. Move left to the arête, traverse onto the face and gain the big jug to the topout. 14ft
- 34. Unknown V3 ****
SDS Start on the ledge at knee height and climb up the slopers. 10ft
- 35. Alice's Arete V0- ****
SDS Climb up the right arête. 9ft
- 36. Alice's Face V0- ****
SDS Climb up the middle of the face. 11ft
- 37. Gary Greenfeet V2**
SDS Start under the little overhang with left on large pocket and right on crimp. Work your way through crimps and pockets.
- 38. Percy Pete V2**
SDS Climb the right side of the face. 11ft
- 39. Harry Highstep V3**
SDS Start left of Percy Pete with left on pinchy block and right on sidepull. Go straight up. 11ft
- 40. Mandy Middlefinger V2**
SDS Start on an undercling pocket and a sidepull pocket, go up to the mono and up left. 10ft

Old Country (Upper)



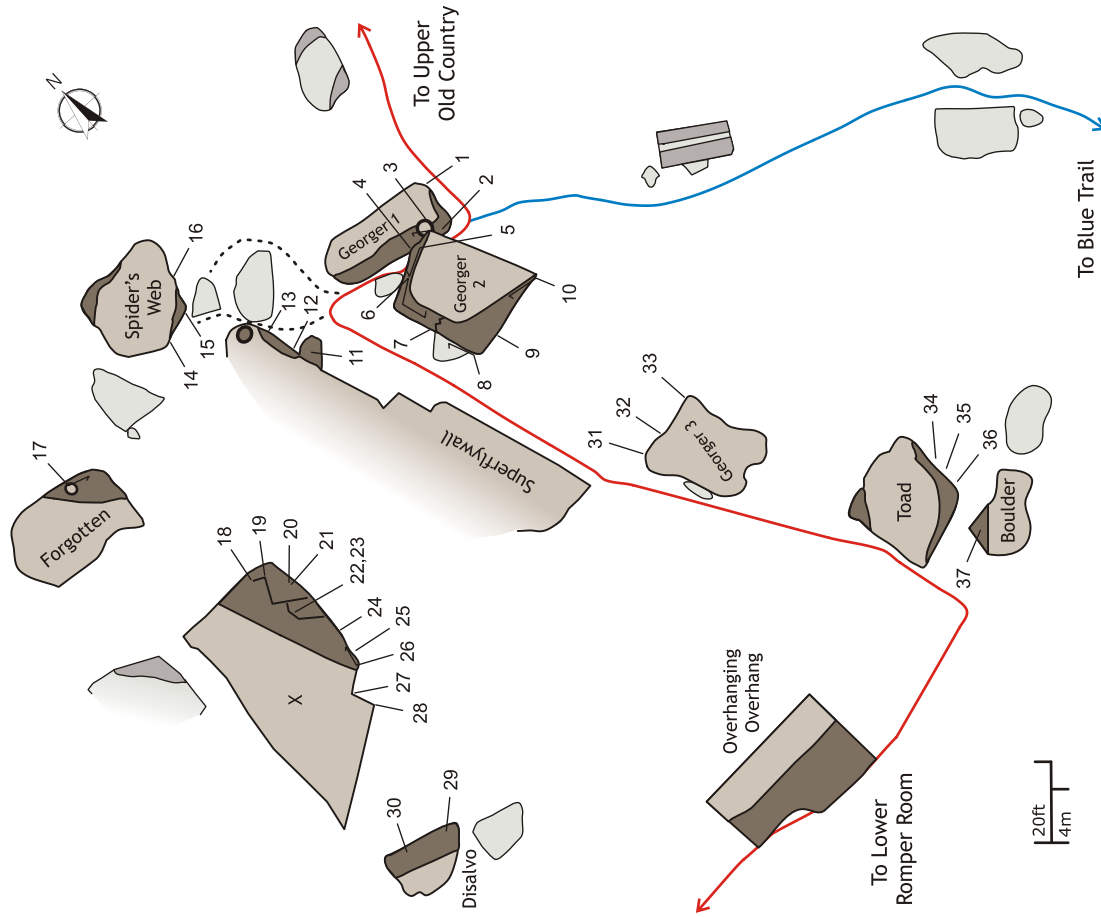
- 1. Fear of a Toothed Vagina V9 *****
SDS Start low on two pockets, move up and slightly right on pockets and underclings.
- 2. Spiderman V0 *****
Climb the arête. 11ft
- 3. Square Root of V5 V5**
Start on underclings under the roof. Move up to a crimp and then to the lip.
- 4. Just Between You and Tree V3**
SDS Start four feet right of the bent tree with left on a sidepull at chest height and right pinching the arête and climb up.
- 5. Bent Tree V2**
SDS Start two feet left of the bent tree matched on a slanted crimp at waist height and climb straight up.
- 6. Cut Throat Sapping V2**
SDS Start on jugs at waist height and climb up.
- 7. No Trees About It V3**
SDS Start with right hand on the arête and left on an undercling under the overhang. Go up to the lip and top out.
- 8. Seam-in V3**
SDS Start on the right arête and traverse all the way left on the slopy ledge without using holds on the overhanging face.
- 9. 8" of Pure Gaston V4**
SDS Start as Seam-in, but move up and left using holds on the overhang only. Topout as Seam-in.
- 10. Jaws V5**
SDS Climb up the left side.
- 11. Paste V3 ****
Start on an undercling and sidepull pocket and climb up the face.
- 12. Mamma Mia V4 ****
Start low on the right side of the scoop. Climb up through the overhang to the face and top out slightly right.
- 13. Full Penetration V2 ***
Climb up the arête.
- 14. Highly Ridiculed V4 ****
SDS Climb the right arête.
- 15. Trillibyte V5 ****
SDS NTO Start as Highly Ridiculed and traverse left to finish as for Anklet.
- 16. Black Dragon V7 ****
NTO Start on high crimps. Climb up the black streaked face and finish left on the ledge.
- 17. Higher Ground V4 ***
NTO Start on the blocky ledge on the right, move up and then to slopers and finish on the ledge.
- 18. Bewareandrun V0 ****
NTO Climb the left trending flake system to the top.
- 19. Anklet V5 ****
NTO Start on the block 1 m left of Bewareandrun. Follow crimps left to the large pocket.
- 20. Hyperextender V5 ****
NTO Start as Anklet. From the finish jug, traverse up and right to a wide edge. Finish on Bewareandrun.
- 21. Baggy Loose T V8 ****
Start on opposing sidepulls and move up to a gaston under the overhang. Climb straight up.
- 22. Eye Candy V8 *****
Start on a sloper 1.5 m up. Move left and climb up the face. Top out where the diagonal crack ends.
- 22v. Chain Reaction V9**
SDS Start under the bulge with left hand on an incut and right on a pinch. Move up to the Eye Candy start.
- 23. Infected Mushroom V10 *****
SDS Sit starting as for Chain Reaction. Go up right to a sloping ledge and then stright up to a large sidepull.
- 24. Kryptomite V7**
SDS NTO Start on low crimps. Climb up on crimps avoiding the crack and finish on the triangular jug.
- 25. Scardy Cat V2**
Climb the crack to the V notch.
- 26. Pick Pocket V3 ****
SDS Start on the right side of the wide ledge. Climb up over the bulge on pockets.
- 27. Early Influences V0 ****
SDS Start on side pulls right of the crack. Move up left to the ledge and then to the crack.
- 28. Second Last Burn V1**
SDS Climb up the arête.
- 29. Back to His Future V7 *****
SDS NTO Climb up the arête to the jug.
- 30. Independent V6 *****
SDS NTO Start on a pocket and large crimp. Go up to a left slanting crimp and then to a right slanting crimp on the arête. Finish as Back To His Future.
- 31. Mighty Mitges V7 *****
SDS NTO Start on the two pockets in the middle of the face and climb up to the large pocket above.
- 32. On The Other Hand V1 ****
NTO Start on a pocket on the far right. Trend left to positive holds and finish on the solid flat jug.
- 33. Narrow Is The Path V8**
NTO Start with right hand on a slopy sidepull and left on a two-finger knob crimp. Move up on small crimps and then to a good pocket up and right. Finish on jugs.
- 34. Psilocybin Roof V2**
Climb the hand/fist sized crack.

Romper Room (Upper)



- 1. Under Direct Rule V7 ****
SDS Start on two pockety crimps and climb straight out using pockets and a pinch at the lip. Mantle to top out. Low chossy feet are off.
- 2. Rule of Thumb V9 ***
SDS Start as **Under Direct Rule** and climb up and right using pockets and the corner. Hit the lip and top out to the right.
- 3. Eyes Lay Waste V4 ****
Start on the left end of the overhang using a sidepull on the face and the rounded lip. Climb up and right to the mail slot at the peak. Top out right or downclimb the tree.
- 4. Afterthought V2 ****
SDS Start sitting in the back of the cave. Move out to the lip and then up and right to top out.
- 5. Juicer V0-**
Climb up the face.
- 6. Blank Face V0**
Climb up the face. All problems ~V0.
- 7. K9 Track Suit V6**
SDS Start with a left hand crimp and an undercling. Follow slopers over the bulge to gain the slab.
- 8. K8 V4 ****
SDS Start 1 m left of **K9 Track Suit** with left hand on a large side pull and right on a low flake. Move up on crimps and sloper to top out just left of **K9**.
- 9. Windy City V5**
Start on a low ledge and pocket and follow a right trending seam to the top. The SDS is ~V6.
- 10. Fred the Dogg V0**
Climb up the thin crack.
- 11. The Flasher V2**
SDS BL Start on a pocket and crimp and throw to the to the sloping edge.
- 12. The Mural Traverse V2 ***
NTO Start on the far right side and traverse low on small holds to the junction of the two boulders.
- 13. Frozen French Fries V2**
Climb up the middle of the face.
- 14. Rail Slide V2 ****
Climb pockets to the long vertical slots on top.
- 15. What Hands Can Grasp V6 ****
SDS Starts in the cave between the two boulders with left hand on a sloper and right on a sidepull. Climb up and left to top out.
- 16. Keep it on the Down Low V3 ****
SDS Start in cave between the two boulders with right hand on sloper and left on low sloping edge. Move up and right using positive crimps and top out on the slab.
- 17. Standard V0**
Climb the face.
- 18. The V-Way V0**
Climb the arête and corner
- 19. Mud Skipper V3**
Climb the face avoiding the dihedral and arête.
- 20. Pete's Pinch V3**
Start near the right arête on a micro-edge and pocket. Climb through the side-pull and two underclings to the top.
- 21. Girl Scout V5 ***
SDS NTO Start in the cave between the two boulders on a juggy pinch. Move right through a sloping pocket to a good pocket on the right.
- 22. Face It V0- ****
Climb up the face. All problems ~V0.
- 23. Super Sharp Shooter V6 *****
Start on undercling in the middle of the face and move up and right through slopers and edges to small pockets.
- 23v. Deceit and Betrayal V5 ****
Start as **Super Sharp Shooter**, but go straight up the face to finish two feet left of the horn.
- 23v. Sharpshooter V7 *****
SDS Start on a low spike undercling and sloper above it. Move up to a crimp and then match on the undercling. Finish as **Super Sharp Shooter**.
- 24. Logger Arête V4 ****
Start as **Super Sharp Shooter**. Move up to the good edge and then go left to the arête.
- 25. Young Offender V5 ****
Start with left hand on shallow pockets and right on sidepull around corner. Move right hand up to the undercling on the main face and go straight up.
- 26. Epiphany V9 *****
Start underneath the massive roof on a large chalky jug. Climb straight out the roof on edges, pockets and pinches. Turn the lip on good holds and top out.
- 27. Take Your Pick V1 ****
Start as **Epiphany** and climb left out under the roof on a good sidepull. Hit the lip, traverse right and then top out.
- 28. Crack Fiend V1**
Start below the crack and climb up.
- 29. The Bad Kind of Cheese V0**
Start on the arête and climb the arête and face to the top.
- 30. Subway V0**
Start left of the arête and climb up the ledgey face.

Old Country (Lower)



- 1. Standard V2**
Climb the right arête.
- 2. My Upside Down Milkshake V6 *****
SDS Start just outside the cave on a large pocket. Move up left to the pothole and top out through the hole.
- 3. Procreation V3**
BL NTO Start with left hand in the pocket in the pothole and right hand on the lip. Heel hook the lip and go up for the large block. Finish on the jug at the peak and step off on the lower boulder.
- 4. Running Man V5 ****
SDS Start left of the pothole on the juggy rail. Move up and right to the pothole and top out through the hole.
- 5. Delicatessen V4 ****
NTO Start in the cave between the two boulders on two sidepulls. Traverse right to the large undercutting.
- 6. Pica V5 *****
Start matched on a large undercutting on the right side of the cave (end of Delicatessen). Traverse right around the corner and follow seams to the top. Move right around the corner, follow the seam to the top.
- 6v. Energy Crisis V6 *****
Link Delicatessen and Pica.
- 7. Darlene V4 ***
SDS Start on the right facing rail and go up to a good edge and the left to finish on Pica.
- 8. Arete Love V1 ****
SDS NTO Climb the arête and step off on the low boulder.
- 9. Right Arete V3 ****
SDS Start on the undercutting and climb up small pockets and edges staying off the arête.
- 10. Ripple V5 ****
Start on the right arete on the "rippled pocket". Follow the lip to the top.
- 11. Adam's Virginity V3**
SDS Start under the roof with right hand on a rail on the right side of the prow and left under the roof. Turn the lip and top out. 5ft
- 12. Toe Sucker V2**
SDS Start with right hand in pocket on a horizontal seam and left on a sidepull. Move up to the lip and then right.
- 13. Foot Fetish V3 ***
Climb up the right hand side of the face.
- 14. Highstep Arete V3 *****
SDS Start on undercuttings on the blunt arête. Move up to a jug on the right and pockets on the arête.
- 15. Hey LGI V3 ****
BL Start on the jug at the end of the overhang and go up.
- 16. Flanco V2**
Start on the vertical flake and climb up.
- 17. Nest Egg V4 ***
Start on the pothole, traverse left to the arête and then climb up.
- 18. No Time For Sittin' Around V2 *****
Start on the black flake and climb straight up on pockets and sidepulls.
- 19. One Inch Punch V8 ******
SDS Start on the lower right side of the inverted V. Move left up the feature to its peak and then finish on No Time For Sitting Around.
- 20. Mangler V8 ****
SDS Start matched below the peak of the inverted V. Climb up on crimps to the peak of the V and then up the flake system.
- 21. Threesome V6 ***
SDS Start with right hand on the start hold of Mangler and left on a pocket. Move up the left side of the feature and finish as for Mangler.
- 22. Floryshe V8 *****
NTO Start on a curved ledge at chest height. Go up through sidepulls to a triangular hold and move left to the top.
- 23. Love of My Life (Cornelia) V4 ****
Start as Floryshe. At the sidepulls traverse right into the upper section of Mangler.
- 24. Shadow Boxing V9 ***
Start matched on the flat edge. Follow left facing edges up while trending left to jugs at the lip.
- 25. Gulag (Fart) V7 ***
Start just right of the arete on a crimp and sidepull. Move up to a pocket and sloper and insecure top out.
- 26. X-files V4 ****
Start on sloping edges on the right arete of the Exlax dihedral. Traverse right a 1.5 m to a large finish jug.
- 27. Exlax V3 *****
SDS Climb the dihedral. 10ft
- 28. Exemplify V1 ***
SDS Start on the left arete, move up to a good sidepull and then to the peak.
- 29. Blow Chicks Clothes Off V3 ***
Start on two sidepulls at chest height. Move up to a jug and block and then top out on jugs. (SDS is V4).
- 30. Thelemic V3 ***
SDS Start on low flakes. Move up to a right hand sidepull and left hand gaston and then to the lip.
- 31. Y.A.P.P. V4**
Start on a sidepull and pinch to the right of the right arete and climb the face.
- 32. Sprain V1 ***
Start left of Y.A.P.P. on a low jug. Climb the face trending slightly right.
- 33. Women Hate Me V1**
SDS Start on two sidepulls and climb the left arête.
- 34. Pocket Rocket V3 ****
SDS Start on low pockets right of the flake. Move up through a slopy pocket to the top. 8ft
- 35. Jason 5 V4**
SDS Start with right on a two finger pocket just left of the flake and left on a low pocket. Move up staying left of the flake. 8ft
- 36. Superglue V3**
SDS Start on the large pocket on the corner and climb up. 8ft
- 37. Cool V3**
SDS Start low on a pocket and edge. Move up on edges staying left of the arête.